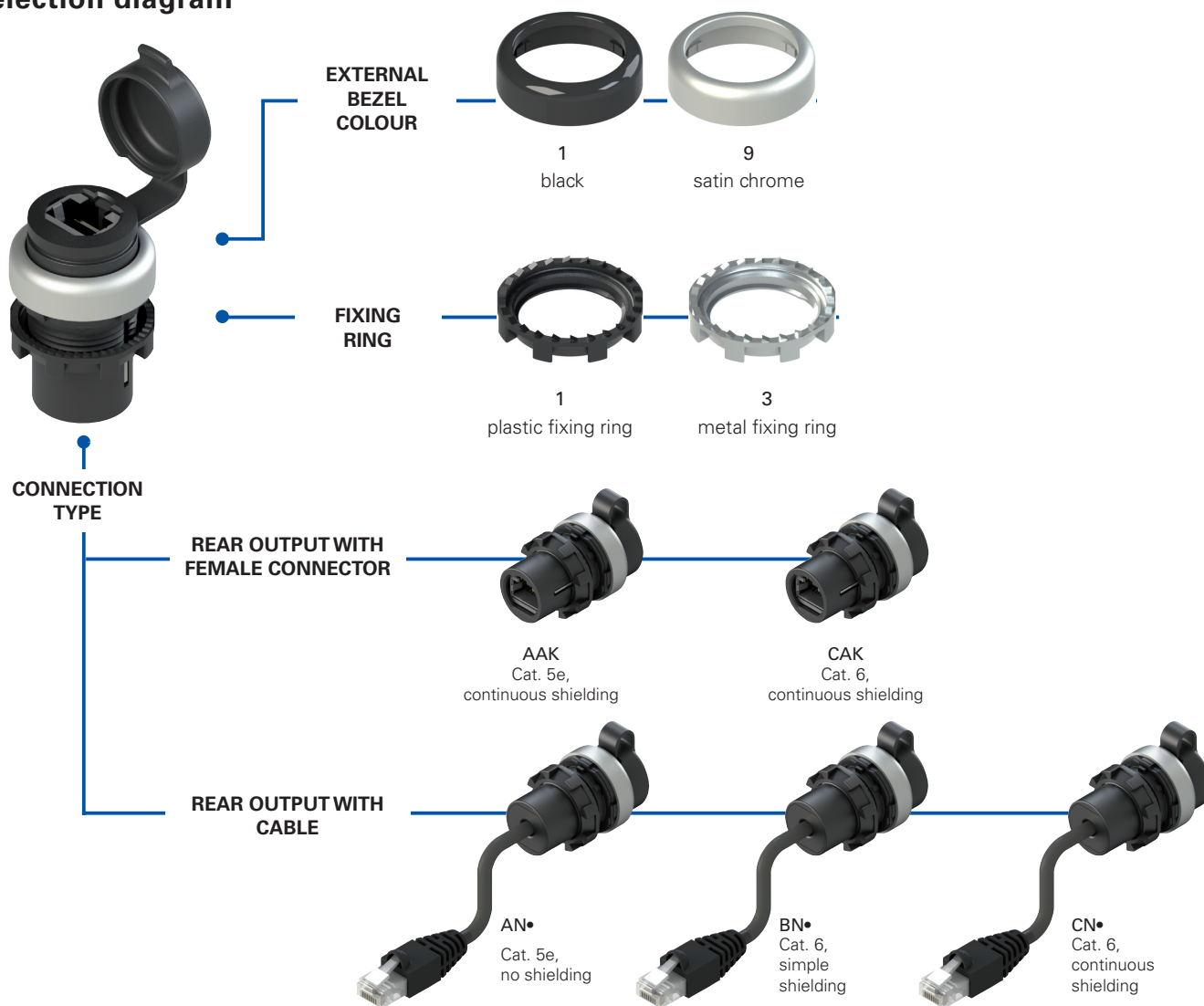


Selection diagram



Code structure

**Attention!** The feasibility of a code number does not mean the effective availability of a product. Please contact our sales office.

**E2 1RJ459AAK**

Fixing ring and shaped ring

1	plastic fixing ring (standard)
2	plastic fixing ring and shaped ring
3	metal fixing ring
4	metal fixing ring and shaped ring

External bezel colour

1	black (standard)
9	satin chrome (standard)

Connection type

AAK	Rear output with female connector, Cat. 5e, continuous shielding
CAK	Rear output with female connector, Cat. 6, continuous shielding
AN1	Rear output with 1 m long PVC cable, Cat. 5e, no shielding
AN1.5	Rear output with 1.5 m long PVC cable, Cat. 5e, no shielding
AN2.5	Rear output with 2.5 m long PVC cable, Cat. 5e, no shielding
BN1	Rear output with 1 m long PVC cable, Cat. 6, simple shielding
BN1.5	Rear output with 1.5 m long PVC cable, Cat. 6, simple shielding
BN2.5	Rear output with 2.5 m long PVC cable, Cat. 6, simple shielding
CN1	Rear output with 1 m long PVC cable, Cat. 6, continuous shielding
CN1.5	Rear output with 1.5 m long PVC cable, Cat. 6, continuous shielding
CN2.5	Rear output with 2.5 m long PVC cable, Cat. 6, continuous shielding



**Main features**

- RJ45 connectors available for speeds of up to 10 Gb/s
- Protection degree IP67
- Version with socket/socket
- Version with socket / cable with male connector

**Quality marks:**



UL approval: E131787  
 EAC approval: RU C-IT.YT03.B.00035/19

**Technical data**

**General data**

Connections: RJ45 connectors  
 Data transmission speed: Up to 1 Gb/s for Cat. 5e  
 Up to 10 Gb/s for Cat. 6  
 Protection degree: IP67 acc. to EN 60529  
 (with closed cap)  
 Ambient temperature: -25°C ... +70°C  
 Tightening torque of the ring: 2 ... 2.5 Nm  
 Utilization requirements: See page 163

**In compliance with standards:**

IEC 60947-1, IEC 60947-5-1, IEC 60204-1, EN 60947-1, EN 60947-5-1, EN 60204-1, EN IEC 63000, UL 508, CSA 22-2 No. 14

**Compliance with the requirements of:**

Low Voltage Directive 2014/35/EU, EMC Directive 2014/30/EU, RoHS Directive 2011/65/EU.

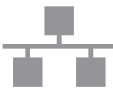
**Features approved by UL**

Ratings: 30 Vac, 1.5 A (Supplied by class 2 or limited energy external power supply source)  
 With port cover in open position "For Use on a Flat Surface of a Type 1"  
 With port cover in close position "For Use on a Flat Surface of a Type 1, 4X, 12 and 13"  
 Tightening torque 2.0 Nm.

Please contact our technical department for the list of approved products.

**General data**

**RJ45**



The network socket uses RJ45 connectors, for Ethernet networks. Its particular structure makes it possible to bring the Ethernet connection outside the electrical panel, without necessarily needing it to be opened.

**Metal fixing ring**



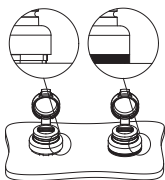
The fixing ring in metal is particularly suitable for those applications which require tighter fitting of the panel-mounted device, such as for example in metal panels having holes without reference notches.

**Protection degree IP67**

**IP67**

These devices are designed to be used under the toughest environmental conditions, and they pass the IP67 immersion test acc. to EN 60529. They can therefore be used in all environments where the maximum degree of protection is required for the housing.

**Shaped ring**



The shaped ring can be used when no label holder or other devices are applied; it prevents dirt and other residues from settling between the socket and the panel or housing. This turns out to be particularly useful in the sectors where high standards of cleanness and hygiene are required.

**Integrated protection cap**

The protection cap integrated in the device ensures maximum resistance, preventing any water or dirt to get inside. The cap remains attached to the device even when it is not fastened, avoiding it to get lost; besides, its design allows the mounting of label holders.

**Transmission speed (Cat. 6) and shielding**

The RJ45 network sockets comply with the latest data transmission standards and are suitable for transmission speeds of up to 10 Gb/s, which is ideal for modern high-tech applications, where machinery must be connected to corporate networks and be able to process large files. The RJ45 sockets are also available with a full shielding option for front and rear connection or with simple shielding on the output cable (the latter only for versions with rear cable connection). Effective internal shielding is useful in the event of any electromagnetic interference, which can disturb or compromise the quality of data transmission.

**Dimensions**

All values in the drawings are in mm

